



# Brighton Crossings Operations Board

## Proposed Fee Increases

### November 19, 2019

#### Recommendations:

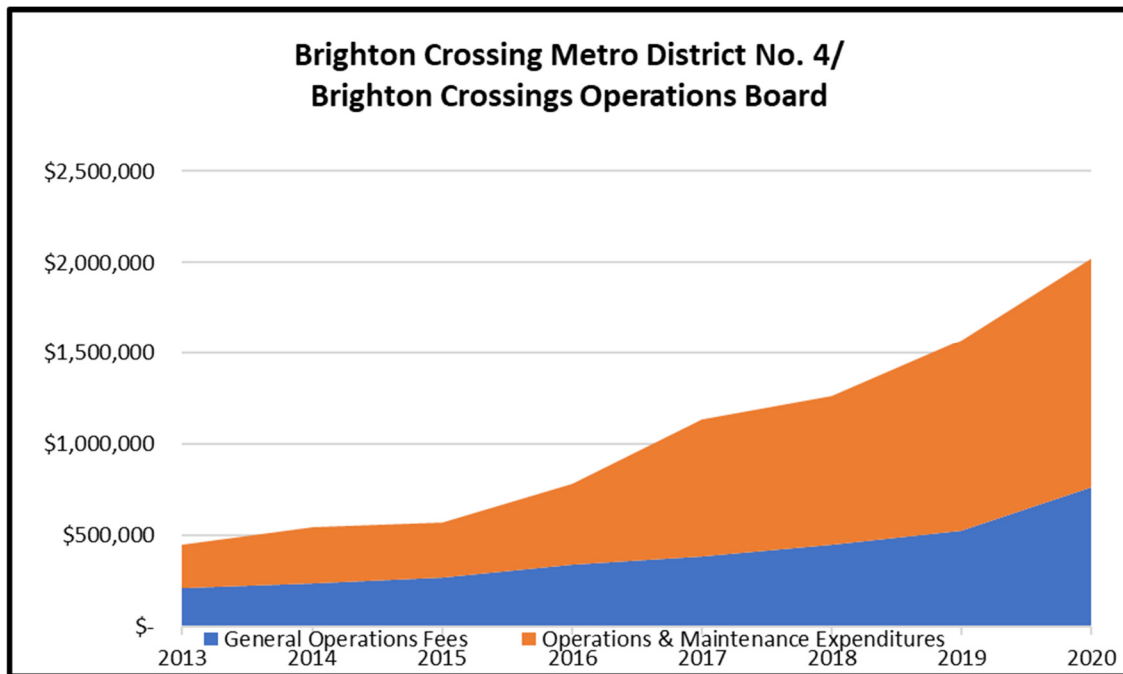
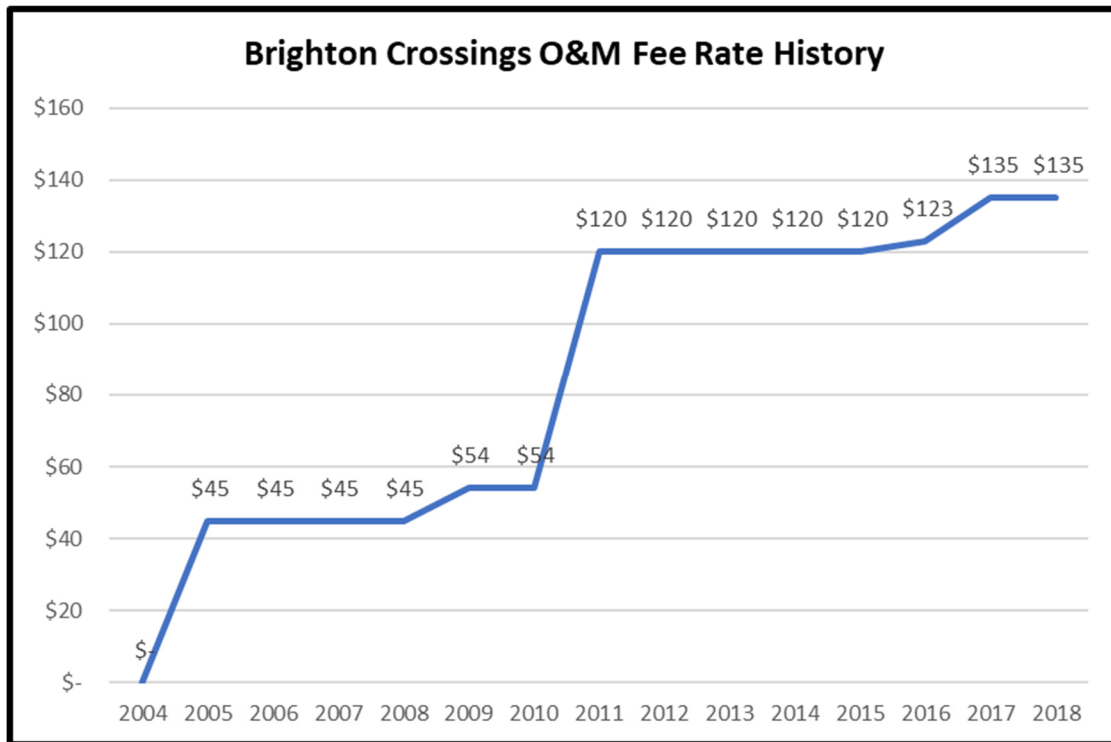
- **Increase quarterly Operations and Maintenance (O&M) Fee EFFECTIVE JULY 1, 2020 (Q3) \$75 per quarter.**
- **Assess quarterly Trash Fee EFFECTIVE JANUARY 1, 2020 (Q1) \$36 per quarter.**

Increase quarterly rates \$75 per quarter (\$25 per month) to provide additional funding for necessary operations and maintenance costs. This includes, but is not limited to, operations and maintenance of recreational facilities, landscaping, trails, parks, and common areas.

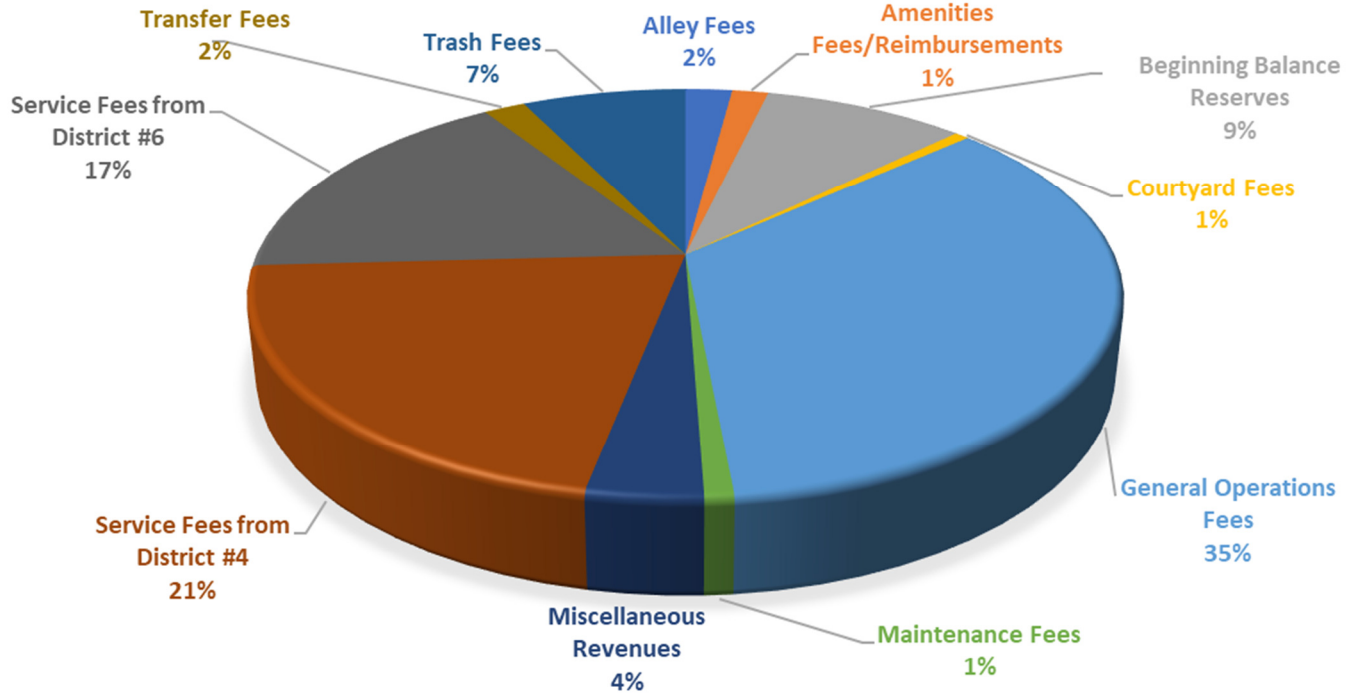
Fee	Current			Proposed			Variance		
	Monthly	Quarterly	Annual	Monthly	Quarterly	Annual	Monthly	Quarterly	Annual
Operations	\$ 45	\$ 135	\$ 540	\$ 70	\$ 210	\$ 840	\$ 25	\$ 75	\$ 300
Trash	-	-	-	12	36	144	12	36	144
Total	\$ 45	\$ 135	\$ 540	\$ 82	\$ 246	\$ 984	\$ 37	\$ 111	\$ 444

#### Rationale:

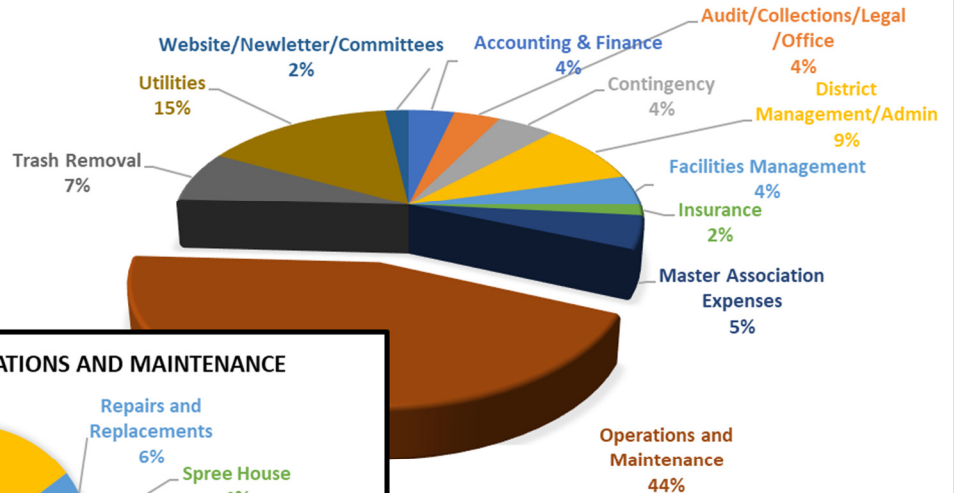
- A five-year proforma, a forecast of projected revenues and expenditures based on certain assumptions, was developed this year. At this time, the proforma indicates that an increase this year will allow minimal (inflationary) increases in future years. This proforma will continue to be modified and analyzed each year as part of the budget process, and as the Operations Board considers accepting additional public infrastructure.
- The five-year proforma projects estimated revenues and expenditures with current assets and known public infrastructure anticipated to be accepted by the Operations Board over the next five years. As you can see from the five-year proforma scenarios, revenues must increase to cover projected expenditures or services must be cut to reduce expenditures.
- Additional maintenance and operation costs associated with The Venture Center, Fitness Center, public infrastructure, parks, public tract landscaping, and Speer Canal improvements accepted by the Operations Board will occur in 2020.
- Development Fees, which are one-time revenues paid by builders when lots are acquired, have been used to balance the budget in prior years and this source of revenue will end once full buildout is reached, which is currently anticipated to occur in 2026.
- The line chart on the reverse side displays O&M Fee increases from 2004-present; O&M Fees have not increased since 2017 although operations and maintenance costs have continued to increase annually.



## 2020 PROPOSED BUDGET - REVENUES



## 2020 PROPOSED BUDGET - EXPENDITURES



## 2020 PROPOSED BUDGET - OPERATIONS AND MAINTENANCE

